



Sustainable Building Policies in Developing Countries

Handbook of Sustainable Building Policies

A Policy-Formulation Support Tool

CENTER FOR CLIMATE CHANGE
AND SUSTAINABLE ENERGY POLICY



CENTRAL EUROPEAN UNIVERSITY

Benigna Boza-Kiss, CEU-3CSEP
Sergi Moles Grueso, CEU-3CSEP
Ksenia Petrichenko, CEU-3CSEP

Tools for Building Energy Efficiency: Resources for Policy Design
Building Efficiency Accelerator Webinar Series
March 31, 2016

Funded by the Government of Finland, Commissioned by the United Nations Environment Programme,
Division of Technology, Industry and Economics

About the Center for Climate and Sustainable Energy Policy (3CSEP)

3CSEP is the platform for academic, outreach and educational activities at Central European University (CEU) in the fields of climate change and buildings sustainability, whose mission is:

- ❑ to foster solutions to climate change and sustainable energy challenges;
- ❑ while advancing the implementation of development agendas.

See more at 3csep.ceu.edu



Content of the presentation

The logo for SPoD (Sustainable Policy of Development) features the letters 'SPoD' in a bold, dark green font. The letters are set against a light green background that has a jagged, puzzle-piece-like edge. The 'o' is lowercase and smaller than the other letters.

- ❖ About the SPoD project
- ❖ The key SPoD Tool: the Handbook of Sustainable Building Policies (Handbook)
 - ❑ Description
 - ❑ Content
- ❖ How to formulate a policy strategy using the Handbook

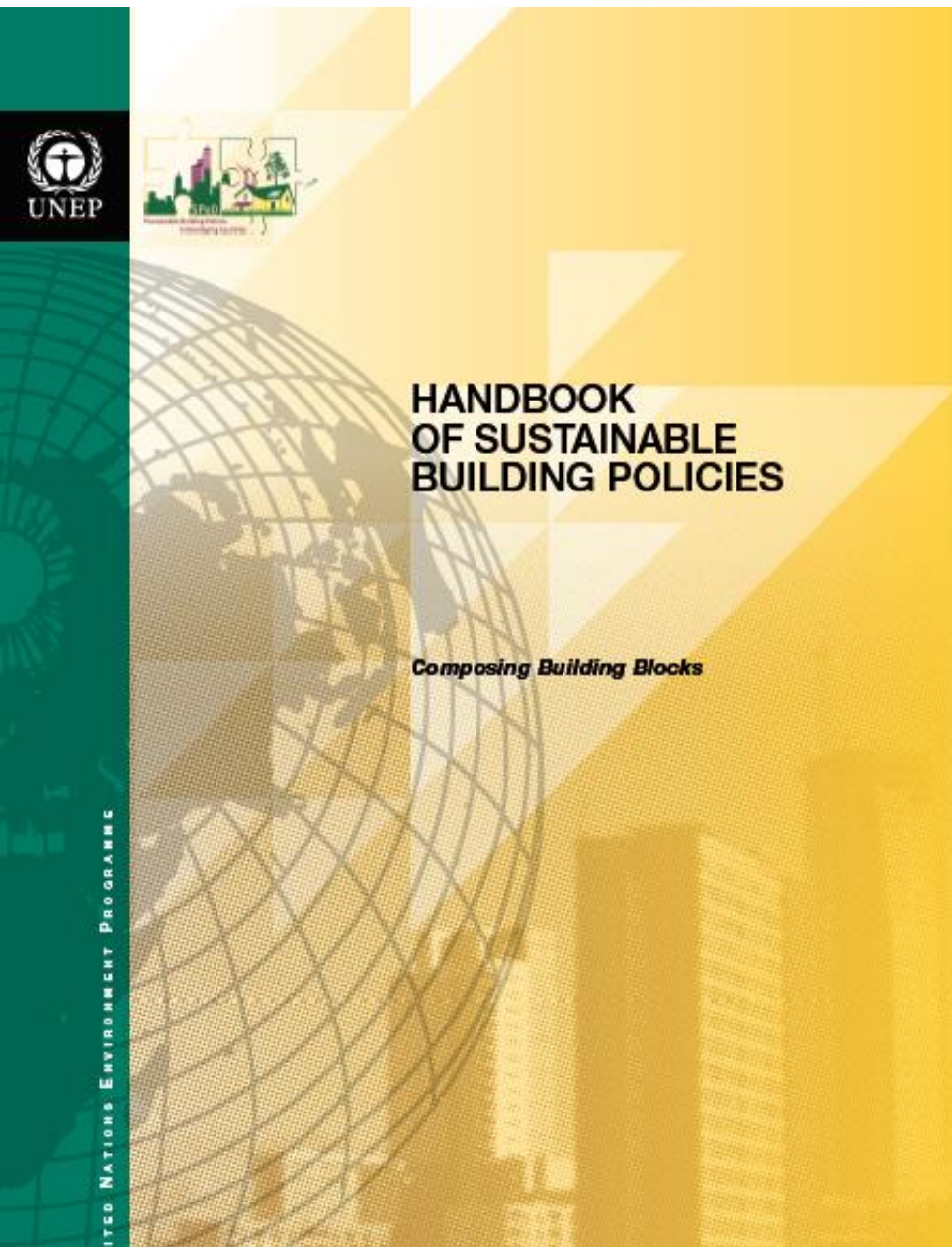


About the SPoD project



- ❖ **The main objective of SPoD was to develop, test, then promote and disseminate tools that can assist policy-makers in the selection and implementation of policy packages (policy instruments) allowing for the improvement of the environmental, social and economic sustainability of buildings.**
- ❖ Using the tools, local experts are assisted in the development of draft policy strategies for a more sustainable buildings sector.





SPoD

Handbook

Book-format to review prospective or existing policy instruments and/or to obtain guidance for their adequate inclusion as policy building blocks in a policy package.

www.unep.org/sustainablebuildingpolicies/pdfs/SPoD-Handbook_final-Full.pdf



BCSEP

Why policy building blocks?

SPoD

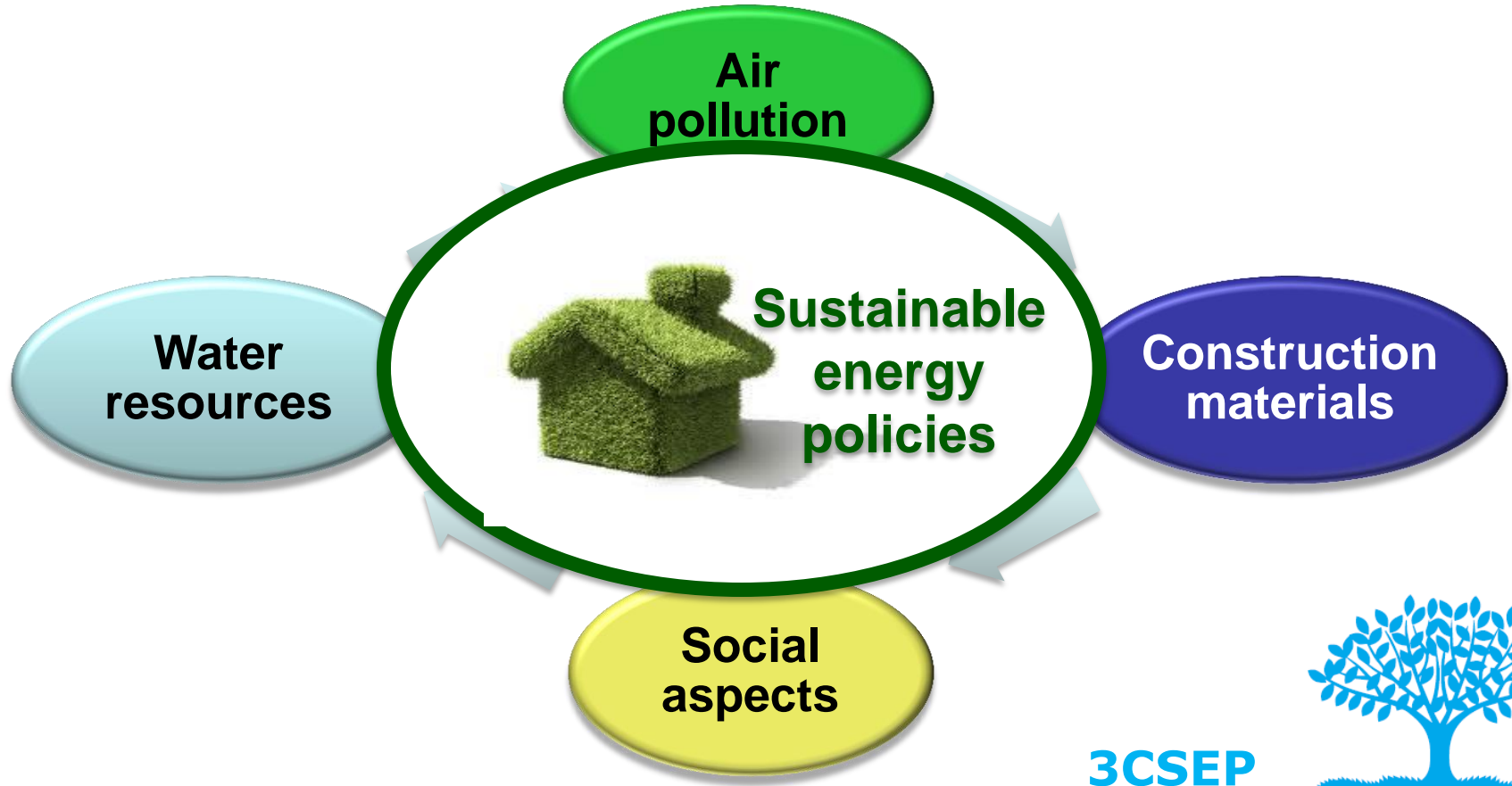
- ❖ A single policy instrument rarely delivers long-term change, particularly when responding to multiple and complex policy goals and barriers.
- ❖ The Handbook considers each individual policy instrument as a policy building block which can be combined with others to successfully constitute a policy package.
- ❖ The appropriate combination of instruments into a policy package takes interactions between them (reinforcing, mitigating and neutral) into consideration in order to provide an enhanced response to a set of policy goals.



Scope of the SPoD tools

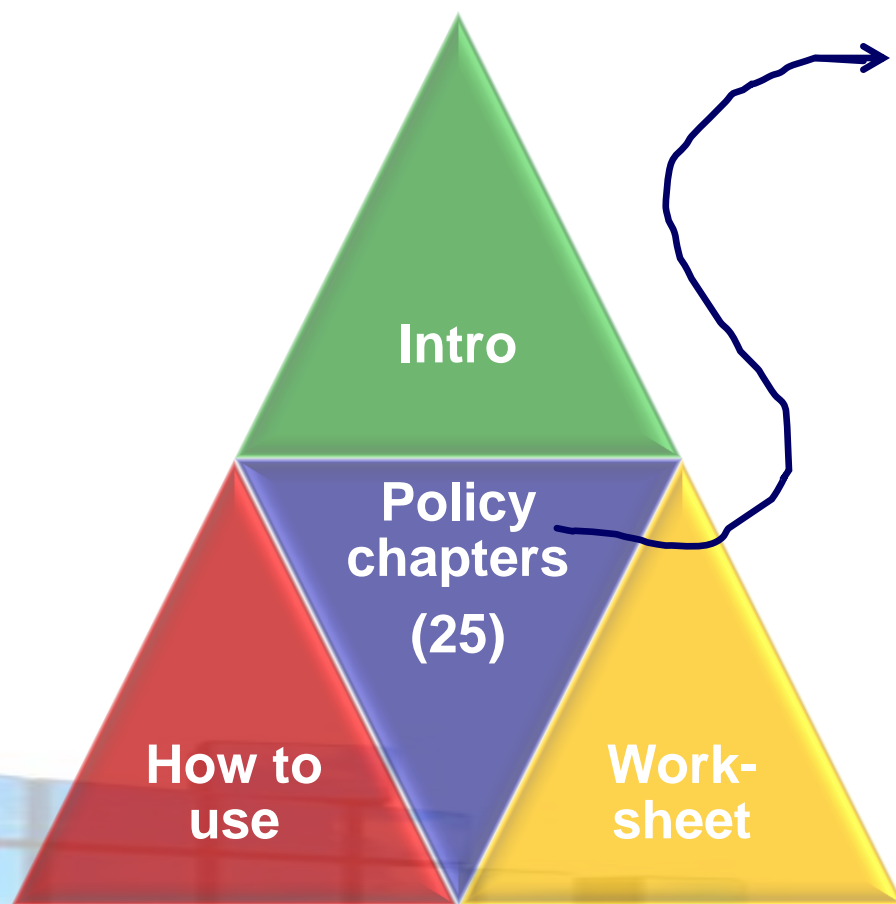
SPoD

The Handbook covers 25 sustainable energy policies for the buildings sector reaching out to other sustainable policy areas, such as:



Structure of the Handbook

SPoD



POLICY CHAPTERS

Overview:

Objective, Definition, Variations

Relevance:

Level of policy making; Target areas;
Barriers; Policy goals

Preconditions and recommendations;

Implementation steps;

**Combination with other policy
building blocks.**

A chapter example: Product standards

3. Policy instruments

3.1 Product standards



Energy efficiency



Renewable energy sources



Water demand



Construction materials



Air pollution



Social aspects



A policy instrument chapter: Preconditions and recommendations



3.1.3

Preconditions and recommendations

This section allows users to assess whether the conditions are adequate for the implementation of the instrument and if not, which correction measures, detailed as recommendations, should be introduced. The Worksheet enables Handbook users to summarise the presence or absence of the preconditions in their policy context and, if relevant, the recommended actions.

Preconditions	Score	Recommendations
Existence of a legitimate, credible and capable leading organization that develops the scheme at national level.	🟢	Continue to the next precondition.
	🟡	<div> A government agency should be created or appointed to lead the process, which will need strong collaborative efforts with other agencies and the private sector. </div> <div> If this is feasible, continue to the next precondition. If not, reconsider the introduction of the instrument. </div>
Existence of a complete and coherent policy framework that permits the enactment of product standards (including brand registration and recognition, enforcement of border control and inspection of imported goods).	🟢	Continue to the next precondition.
	🔴	<div> The instrument may not be appropriate given the current situation. Reconsider the introduction of the instrument. </div>
The leading government agency is able to develop a strong communication strategy, and to initiate an open, transparent and collaborative process with the industry.	🟢	Continue to the next precondition.
	🟡	<div> It may be convenient to strengthen the capacity of the leading government agency through specialized training. </div> <div> If this is feasible, continue to the next precondition. If not, reconsider the introduction of the instrument. </div>
Successful experience(s) of cooperation between the private and public sector. Absence of a strong lobby opposing the program.	🟢	Continue to the next precondition.
	🟡	<div> It may be convenient to introduce at a first stage a product labelling regime or voluntary agreements. </div> <div> If this is feasible, continue to the next precondition. If not, reconsider the introduction of the instrument. </div>
Existence of technical capacity (trained experts, facilities, etc.) to develop and update testing protocols, select products and enforce testing. Existing check and control capacity, preferably including a testing facility to monitor products.	🟢	Continue to the next precondition.
	🟡	<div> A capacity building effort will be necessary. It may be convenient to check the availability of international collaboration for the design of the program. In all cases, regional cooperation is highly recommended. </div> <div> If this is feasible, continue to the next precondition. If not, reconsider the introduction of the instrument. </div>
Inspection capacity at public administration level: although requiring relatively limited technical capacity and man-hours, the instrument needs qualified experts to consistently monitor implementation and ensure correct enforcement.	🟢	Continue to implementation steps (section 4).
	🟡	<div> If hiring and/or training the necessary personnel are not possible, consider introducing voluntary schemes (such as voluntary product labelling, voluntary agreements or a preliminary voluntary product standard) or test the standard on a limited number of products before a full-scale enforcement of product standards. </div> <div> If this is feasible, continue to Implementation steps (section 4). If not, reconsider the introduction of the instrument. </div>
🟢	The precondition exists, move to the next precondition.	
🔴	The precondition does not exist. If recommendations are provided, check whether it is possible to introduce them.	



3.1.4

Implementation steps

This section presents the general steps recommended for the introduction of the instrument. Users may summarize them in section 4.1. of the Worksheet.

A policy instrument chapter: Implementation steps

1. Communicate clearly on the objectives of this instrument and involve stakeholders	Stakeholders to be included are: government agencies, standardization institutes, certification and accreditation bodies, test laboratories, manufacturers and importers of equipment, consumer organizations and NGOs, technological research institutes and product distributors.
2. Design the standard according to a robust analysis: select target products and areas for performance improvement	<p>The standard should focus on selected products or product groups, identified as most relevant. The optimum efficiency level for the products should be carefully defined. In order to set the level of the performance requirements (in terms of technological improvements, efficiency level, or other?), consider both:</p> <ul style="list-style-type: none">- The expected sustainability benefits (e.g. reduction of energy and/or water consumption, reduction of greenhouse gas emissions), and- The impacts of the standards' implementation on consumers and manufacturers (namely financial impacts related to a potential increase in production/purchasing costs and expected savings). <p>Considering related experiences at the regional level and using international and regional collaboration can provide information to appropriately select target products and define required improvements.</p>
3. Introduce a legislative instrument to enforce the product standards	<p>The legislative instrument should define the roles and mandates of government agencies in charge of program design, enforcement, testing, monitoring and verification, as well as the penalties for noncompliance.</p> <p>The implementation of the instrument should allow sufficient time for government and the industry to set up all procedures before full enforcement of product standards.</p>
4. Consider the combined introduction of a mandatory or voluntary labelling of products regime	<p>A labelling regime can provide a transition to the enforcement of standards. Producers should be informed of the duration of this transition. It is also important to consider whether the labelling will remain in place after the introduction of the standard. The transition period while allowing for industry adaptation should not be too long, in order to avoid having out-of-date standard requirements.</p>
5. Develop testing infrastructure and monitoring methods	<p>Facilities for testing regulated product classes should exist, to enable manufacturers to test their products before entering the market (i.e. development testing). Testing may be conducted by government agencies, or by commercial facilities (certified and accredited private laboratories). The procedures for monitoring compliance must also be defined. These should include verification testing (testing of marketed products conducted in testing facilities) and in-store measurements.</p>
6. Train government officials	<p>Members of the implementing agencies should be trained on the use of the testing facilities, protocols, and monitoring procedures, either to enforce these procedures or to supervise their implementation by commercial agencies.</p>
7. Carry out testing and full enforcement	<p>Enforcement should be conducted through the infrastructure and procedures developed (see step 5).</p>
8. Update product standards and verification procedures	<p>The performance requirements should be continuously reviewed to account for technological improvements and innovation.</p>
9. Extend the product standards program	<p>The product standard can be extended to target additional products, which should be selected following instructions in step 2.</p>

A policy instrument chapter: Combination with other building blocks








3.1.5

Combination with other building blocks

This section presents the interactions between the reviewed instrument - as a policy building block - and other instruments. In particular, the following figure represents the interactions according to the sequence of implementation (from top to bottom) and the type of interaction (reinforcement or mitigation), which are further explained at the end of the section. Users may use this section to describe the interactions between building blocks in a pre-selected package and to organize the overall implementation steps of the package in question (sections 4.2 and 4.3 of the Worksheet).



Colour code describing the interaction of each instrument with the reviewed one:

	Reviewed instrument		Strong reinforcement		Potential reinforcement
	Strong mitigation		Potential mitigation		

Policy instruments in the tools **SPoD**

Regulatory-normative

- 1) Product standards
- 2) Building codes
- 3) Sustainable procurement regulations
- 4) Policy roadmaps and targets

Regulatory-informative

- 5) Mandatory certification of buildings
- 6) Certification & labelling of renewable energy solutions
- 7) Mandatory labelling of products
- 8) Mandatory audit programs
- 9) Smart meters roll-outs

Economic & market-based

- 10) ESCO market promotion
- 11) Energy efficiency obligations/white certificates
- 12) Carbon market project mechanisms
- 13) Net-metering (renewable energy)

Fiscal and incentives

- 14) Energy or carbon taxes
- 15) Tax exemptions and reductions
- 16) Public benefits charges
- 17) Grants; 18) Soft loans; 19) Preferential mortgages





Support, information, voluntary action

- 20) Voluntary certification of buildings
- 21) Voluntary agreements
- 22) Public leadership programs; 23) Feedback programs
- 24) Awareness raising; 25) Voluntary labeling of products





How to use the Handbook

Assessing an individual building block

RELEVANCE		Level of policy making, target areas (Sections 2.1 and 2.2) Does the building block have an impact on selected and relevant level of policy making, sector and technological target areas?	
		YES: list them in the worksheet	NO: the instrument has been selected for other attributes. Continue to the next step.
		Barriers (Section 2.3) Does the building block allow users to overcome some of the barriers to energy sustainability?	
		YES: list them in the worksheet	NO: the instrument has been selected for other attributes. Continue to the next step.
RECOMMENDATIONS		Policy goals (Section 2.4) Does the building block address some of your policy goals?	
		YES: mark them in the worksheet	NO: the instrument has been selected for other attributes. Continue to the next step.
		Preconditions and recommendations (Section 3) Are the preconditions favourable?	
		YES	NO: are the recommendations in place or is it possible to introduce them?
			YES: list them in the worksheet. Continue to the next step.
			NO: if the preconditions are not verified and the recommendations cannot be implemented, reconsider the introduction of the instrument.

The building block is relevant and applicable : confirm its inclusion in your package

Assessing the package

	Repeat the steps above for each of the building blocks to be included in your package. Are all the building blocks in the package relevant for your context?	
	YES	NO: review the composition of your package to select appropriate instruments.
	Implementation steps (Section 4 & 5) <ul style="list-style-type: none"> Organize your building blocks according to the figure in Section 5. Combinations with other policy building blocks Assign an order of implementation for the different blocks Following the order of implementation decided, combine the implementation steps (section 4) in an implementation schedule (in the Worksheet) 	

The policy package is justified. Relevant information for its implementation is collected in the Worksheet.

The content in the completed worksheets can be reviewed by a group of experts and policy makers to choose the most relevant package for the policy context.

The Handbook Worksheet

SPoD

- ❖ The **Worksheet** included in the Handbook can be used to compile the information gathered through the use of the Handbook about a policy package, thus enabling its comparison with alternative options and prepare a draft proposal for discussion/presentation to stakeholders.
- ❖ www.unep.org/sustainablebuildingpolicies/pdfs/SPoD-Handbook_final-Full.pdf



The Handbook Worksheet

SPoD

1 OVERVIEW OF THE POLICY PACKAGE

Please, make sure that you read the sections Introduction and How to use this Handbook before starting to fill in this worksheet.

Constituted by the following policy instruments:

Policy building block 1. _____

Policy building block 2. _____

Policy building block 3. _____

Policy building block 4. _____



	Energy efficiency	Renewable energy sources	Water demand	Construction materials	Air pollution	Social aspects
Building block 1 _____ _____						
Building block 2 _____ _____						
Building block 3 _____ _____						
Building block 4 _____ _____						

2 RELEVANCE

The relevance of the package is assessed in the following sections based on the aptitude of each policy building block to meet the context and the political priorities regarding: level of policy making, targets, barriers and goals. The users are invited to use a qualifier in the column at the right, which may be a plus or a minus or a numeric scale, depending on their needs, to facilitate further analysis.

2.1 Level of policy making

The following table serves to summarize at what level of policy making the introduction of the package is feasible.

Level of policy making	Building block 1: _____ _____	Building block 2: _____ _____	Building block 3: _____ _____	Building block 4: _____ _____	Relevance in the policy context
National level (country or independent regional unit within/ with jurisdiction over the country)					
Local level (city or lower level)					

The Handbook Worksheet

SPoD

2.2 Target areas

The following table serves to summarize the target areas that the package addresses. You may opt to assess all the areas presented or only those important in the policy context.

Technological areas	Building types according to use and ownership	Building block 1:	Building block 2:	Building block 3:	Building block 4:	Relevance in the policy context
Buildings	Existing buildings					
	New buildings					
	Public	Non-residential buildings				
		Residential buildings				
	Private	Non-residential buildings				
		Residential buildings				
Building systems (lighting, air-conditioning, heating)	Public	Non-residential buildings				
		Residential buildings				
	Private	Non-residential buildings				
		Residential buildings				
Products (appliances and equipment)	Public	Non-residential buildings				
		Residential buildings				
	Private	Non-residential buildings				

2.3 Barriers

The following table serves to summarize the barriers that the policy package helps overcome. You may opt to name all those presented or only those that are important in the policy context.

Type of barrier	Barrier	Building block 1:	Building block 2:	Building block 3:	Building block 4:	Relevance
Information barriers ¹	Cultural and behavioural barriers ²					
	Insufficient information or awareness among target actors ³					
	High rates of illiteracy among consumers					
Economic and market barriers	Efficient/sustainable technologies unavailable					
	High initial costs of sustainable solutions					
	Fragmented market structure ⁴					
	Limitations in the typical building design process ⁵					
	Split incentives ⁶					
	High transaction costs ⁷					
Regulatory capacity	Inadequate implementation, e.g. due to limited institutional capacity, including corruption					
	Utility theft or non-payment					

¹ Information about sustainable building solutions and their implementation is often unavailable, incomplete, difficult to obtain and/or unreliable.

² Cultural and behavioural barriers include unsustainable everyday practices, tendency to ignore opportunities for energy conservation.

SPoD

The following table serves to summarize the policy goals that the policy package helps achieve. You may opt to check and cross all those presented or only those that are important in the policy context.

Social	Reducing utility costs for the population					
--------	---	--	--	--	--	--

This section allows users to assess whether the conditions are adequate for the implementation of these building blocks and otherwise, what mitigation measures, i.e. recommendations would need to be implemented. The following table serves to summarize the preconditions that should be in place, and in cases where they are not in place, whether a corrective measure is necessary, or whether it is preferable to reconsider the introduction of the package.

Building block 1:	Building block 2:	Building block 3:	Building block 4:
Preconditions which are in place			
Preconditions which are NOT in place. A corrective measure (recommended) will be necessary			

The Handbook Worksheet

SPoD

4 IMPLEMENTATION STEPS

This section begins with the different steps recommended for each policy building block. Subsequently, based on the sequence of introduction of the different building blocks in the package, users are invited to shuffle and merge the implementation steps to make a preliminary proposal of the necessary implementation steps of the package.

4.1 Adapted implementation steps for the each policy building block

The following table serves the purpose of gathering the implementation steps described in the Handbook for each policy instrument, after selecting and adapting them to the policy context by taking into consideration the notes taken in Section 3 (Preconditions and recommendations).

STEP	Building block 1:	STEP	Building block 2:	STEP	Building block 3:	STEP	Building block 4:
	_____		_____		_____		_____
1.		1.		1.		1.	
2.		2.		2.		2.	
3.		3.		3.		3.	
4.		4.		4.		4.	
5.		5.		5.		5.	
6.		6.		6.		6.	
7.		7.		7.		7.	
8.		8.		8.		8.	

4.2 Implementation steps of the policy package (general)

Using section 5 (combination with other policy building blocks) of the relevant policy instrument chapters, it is possible to make a diagram describing the causal/temporal relations among the policy building blocks constituting the package. In addition, a brief justification can be added explaining the types of interactions between these instruments.

PRECURSORY BUILDING BLOCKS			
CORE BUILDING BLOCKS			
SUBSEQUENT BUILDING BLOCKS			

4.3 Implementation steps of the policy package (detailed)

Based on the scheme generated in 4.2, list the implementation steps that should be followed for the introduction of the policy package, following the recommended order of implementation.

STEP	Name of the step/ Short description	A step of the building block (-s)	Recommended period of implementation(month/year)
1.			
2.			
3.			
4.			
5.			
6.			
7.			
8.			
9.			

Steps to develop a policy strategy **SPoD**

Consulting experts & decision-makers

- The users collect data, in particular: political priorities, state of the buildings, preconditions, existing policy instruments, etc.

Collection of policy instrument candidates

- The users use the data and information collected above to review possible policy instruments in the Handbook and select a few (up to 5-6) candidates.

Select the most appropriate policies

- Using sections 1, 2, 3 of the Worksheet, users explore the qualities of and requirements for the draft list of policy instruments and shortlist ca. 2-3 that work also in a package

Drafting policy strategy proposal

- Using the Worksheet (part 4) as a formula users develop a policy strategy proposal, including relevant reasoning/explanation

Existing policies

Policy roadmaps and targets, a Public leadership programmes Sustainable procurement regul effective

Recommended policies

Introduce Product standards Improve ESCO market promote Improve Building codes Introduce Mandatory labelling

Building block 1:	Building block 2:	Building block 3:
Preconditions which are in place		

4.3 Implementation steps of the policy package

Based on the scheme generated in 4.2, list the implementation steps for the introduction of the policy package, following the

STEP	Name of the step/ Short description	A step of the building block
1.		
2.		
3.		
4.		

SPoD

Sustainable Building Policies in Developing Countries

Thank you for your attention!

CENTER FOR CLIMATE CHANGE
AND SUSTAINABLE ENERGY POLICY



CENTRAL EUROPEAN UNIVERSITY

Benigna Boza-Kiss, CEU-3CSEP
benigna@greendependent.org

www.unep.org/sustainablebuildingpolicies/pdfs/SPoD-Handbook_final-Full.pdf

The SPoD project was funded by the Government of Finland and commissioned by the United Nations Environment Programme, Division of Technology, Industry and Economics (UNEP-DTIE)



GLOBAL ENERGY EFFICIENCY ACCELERATOR PLATFORM

Tools for Building Energy Efficiency: Resources for Policy Design

March 31, 2016

Building Efficiency Accelerator Webinar Series



WORLD
RESOURCES
INSTITUTE



International
Energy Agency

